




Shenzhen TOPLED OPTOTECH CO., LTD

480 X 540 Die-casting Alumni Series

CHARACTERISTICS

- ◆Gorgeous Picture: Non-reflective screen, which brings better viewing experience.
- ◆Perfect Image: Our products use special IC for LED which owns high refresh rate and achieves no shadows
- ◆Light Weight: The body uses aluminum profile stitching weighing 5-8kg, which is light and non- corrosive.
- ◆Elegant Appearance: We adopt CNC processing technique to produce standard module and cabinet which can easily do seamless assemble .
- ◆Standard Size: We use professional buckles and standard modular panels which can snap together easily.
- ◆Easy Setup : Back modules are made easier for connection.
- ◆Energy -saving: Our products get low energy cost and high efficiency.



Display Effect comparing:

ADD: Building C, No.6 Tangwei Industrial Avenue, Fuyong Boulevard, BaoanDistrict, Shenzhen, Guangdong, China.

[TEL:0086-755-27889985](tel:0086-755-27889985)



Shenzhen TOPLED OPTOTECH CO., LTD



Adopt 100% true color, high contrast, more clear and bright

PARAMETER

Parameter	INDOOR					Outdoor
	P1.875	P1.935	P2.0	P2.5	P3	PH3.75
Pixel Pitch(MM)	1.875	1.935	2	2.5	3	3.75
Physical Density	284,444	266,944	250,000	160,000	111,111	71,111
LED Configuration	1RGB	1RGB	1RGB	1RGB	1RGB	1RGB
LED type	SMD1515	SMD1515	SMD1515	SMD1515	SMD1515	SMD1921
Module Size(MM×MM)	240×180	240×180	240×180	240X180	240X180	240X180
Module Resolution(PX×PX)	128X96	124×93	120X90	96X72	80X60	64X80
Driving Mode	Constant Current Drive	Const Current Drive	Constant Current Drive	Constant Current Drive	Constant Current Drive	Constant Current Drive

ADD: Building C, No.6 Tangwei Industrial Avenue, Fuyong Boulevard, BaoanDistrict, Shenzhen, Guangdong, China.

[TEL:0086-755-27889985](tel:0086-755-27889985)



Shenzhen TOPLED OPTOTECH CO., LTD

Scanning Mode	1/32	1/31	1/30	1/24	1/30 or 1/15	1/12
Horizontal Viewing Angle(Deg)	140	140	140	140	140	140
Vertical Viewing Angle(Deg)	120	120	120	120	120	100
Brightness(CD/M ²)	≥1600	≥1600	≥1800	≥1800	500-1000 600-1800	>6500
Grey Scale	16bit	16bit	16bit	16bit	16bit	14bit
Refresh Rate (Hz)	≥3840	≥3840	≥3840	≥3840	≥3840	≥3840
Cabinet Resolution (PX×PX)	256X288	248×279	240X270	192x216	160x180	128x144
Cabinet Max Consumption	≤180W	≤180W	≤180W	≤180W	≤180W	≤230W
Cabinet Average Power Consumption	60W	60W	60W	60W	60W	70W
Cabinet Size (MM×MM)	480X540	480×540	480X540	480X540	480x540	480x540
Cabinet Weight (Kg)	8.8	8.8	8.6	8.6	8.8	9.5
Cabinet Thickness (MM)	85	85	85	85	85	85
Cabinet Material	Die-casting Aluminum					
Color(M)	>16.7					
Input Voltage (V)	AC 110V~220V +/-10%					
Refresh Frame Frequency (Hz)	≥60					
Protection Level	IP43					IP65
Working Environment	Indoor					Outdoor
Working Temperature(°C)	-40° -+65°					
Storage Humidity Range (RH)	40%~60%					
Life Span (H)	100,000					

ADD: Building C, No.6 Tangwei Industrial Avenue, Fuyong Boulevard, BaoanDistrict, Shenzhen, Guangdong, China.

[TEL:0086-755-27889985](tel:0086-755-27889985)




Shenzhen TOPLED OPTOTECH CO., LTD

500 X 500 Die-casting Alumni Series

CHARACTERISTICS

- ◆Gorgeous Picture: Non-reflective screen, which brings better viewing experience.
- ◆Perfect Image: Our products use special IC for LED which owns high refresh rate and achieves no shadows
- ◆Light Weight: The body uses aluminum profile stitching weighing 5-8kg, which is light and non- corrosive.
- ◆Elegant Appearance: We adopt CNC processing technique to produce standard module and cabinet which can easily do seamless assemble.
- ◆Standard Size: We use professional buckles and standard modular panels which can snap together easily.
- ◆Easy Setup : Back modules are made easier for connection.
- ◆Energy -saving: Our products get low energy cost and high efficiency.



Display Effect comparing:

ADD: Building C, No.6 Tangwei



Shenzhen TOPLED OPTOTECH CO., LTD



Adopt 100% true color, high contrast, more clear and bright

PARAMETER

Parameter	INDOOR					OUTDOOR		
	P2.97	P3.91	P4.81	P5.95	P6.25	PH3.91	PH4.81	PH5.95
Pixel Pitch(MM)	2.97	3.91	4.81	5.95	6.25	3.91	4.81	5.95
Physical Density	112,896	65,536	43,264	28,224	25,600	65,536	43,264	28,224
LED Configuration	1RGB	1RGB	1RGB	1RGB	1RGB	1RGB	1RGB	1RGB
LED type	SMD1515	SMD2121	SMD2121	SMD3528	SMD3528	SMD1921	SMD2727 /SMD1921	SMD2727
Module Size(MM×MM)	250×250	250×250	250×250	250X250	250X250	250X250	250X250	250X250
Module Resolution(PX×PX)	84X84	64×64	52X52	42X42	40X40	64X64	52X52	42X42
Driving Mode	Constant	Const	Constant	Constant	Constant	Constant	Constant	Constant

ADD: Building C, No.6 Tangwei Industrial Avenue, Fuyong Boulevard, BaoanDistrict, Shenzhen, Guangdong, China.

[TEL:0086-755-27889985](tel:0086-755-27889985)



Shenzhen TOPLED OPTOTECH CO., LTD

	Current Drive	Current Drive	Current Drive	Current Drive	Current Drive	Current Drive	Current Drive	Current Drive
Scanning Mode	1/14	1/16	1/13	1/14	1/10	1/8	1/13	1/7
Horizontal Viewing Angle(Deg)	140	140	140	140	140	140	140	140
Vertical Viewing Angle(Deg)	110	100	100	100	100	100	100	100
Brightness(CD/M ²)	≥1800	≥1500	≥1500	≥1800	1500	>6500	>5500	>6500
Grey Scale	16bit	16bit	16bit	16bit	16bit	14bit	14bit	14bit
Refresh Rate (Hz)	≥3840	≥3840	≥3840	≥3840	≥3840	≥3840	≥3840	≥2400
Cabinet Resolution (PX×PX)	168X168	128×128	104X104	84x84	80x80	128x128	104x104	84x84
Cabinet Max Consumption	≤160W	≤140W	≤140W	≤140W	≤100W	≤220W	≤200W	≤180W
Cabinet Average Power Consumption	50W	40W	40W	40W	30W	70W	60W	60W
Cabinet Size (MM×MM)	500X500	500×500	500X500	500X500	500x500	500x500	500X500	500X500
Cabinet Weight (Kg)	8	7.4	7.3	7.0	6.8	7.85	7.7	7.2
Cabinet Thickness (MM)	85	85	85	85	85	85	85	85
Cabinet Material	Die-casting Aluminum							
Color(M)	>16.7							
Input Voltage (V)	AC 110V~220V +/-10%							
Refresh Frame Frequency (Hz)	≥60							
Protection Level	IP45				IP65			
Working Environment	Indoor				Outdoor			

ADD: Building C, No.6 Tangwei Industrial Avenue, Fuyong Boulevard, BaoanDistrict, Shenzhen, Guangdong, China.

[TEL:0086-755-27889985](tel:0086-755-27889985)



Shenzhen TOPLED OPTOTECH CO., LTD

Working Temperature(°C)	-40° -+65°
Storage Humidity Range (RH)	10%~90%
Life Span (H)	100,000

400 X 300 Die-casting Alumni Series


CHARACTERISTICS

- ◆Gorgeous Picture: Non-reflective screen, which brings better viewing experience.
- ◆Perfect Image: Our products use special IC for LED which owns high refresh rate and achieves no shadows
- ◆Light Weight: The body uses aluminum profile stitching weighing 5-8kg, which is light and non- corrosive.
- ◆Elegant Appearance: We adopt CNC processing technique to produce standard module and cabinet which can easily do seamless assemble.
- ◆Standard Size: We use professional buckles and standard modular panels which can snap together easily.
- ◆Easy Setup : Back modules are made easier for connection.
- ◆Energy -saving: Our products get low energy cost and high efficiency.

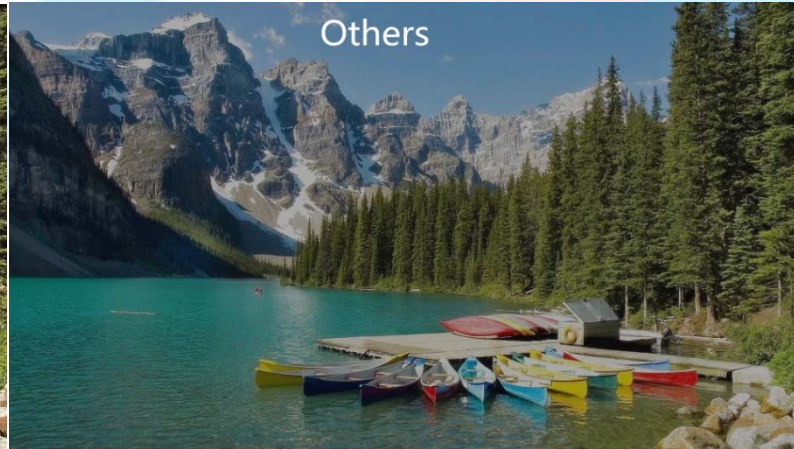
TOPLED 九晟



Shenzhen TOPLED OPTOTECH CO., LTD



Display Effect comparing:



ADD: Building C, No.6 Tangwei Industrial Avenue, Fuyong Boulevard, BaoanDistrict, Shenzhen, Guangdong, China.

[TEL:0086-755-27889985](tel:0086-755-27889985)



Shenzhen TOPLED OPTOTECH CO., LTD

Adopt 100% true color, high contrast, more clear and bright

PARAMETER

Parameter	INDOOR	
	P1.5625	P1.667
Pixel Pitch(MM)	1.5625	1.667
Physical Density	409,600	360,000
LED Configuration	1RGB	1RGB
LED type	SMD1010	SMD1010
Module Size(MM×MM)	200×150	200×150
Module Resolution(PX×PX)	128X96	120×90
Driving Mode	Constant Current Drive	Const Current Drive
Scanning Mode	1/32	1/30
Horizontal Viewing Angle(Deg)	140	140
Vertical Viewing Angle(Deg)	120	120
Brightness(CD/M ²)	≥900	≥900
Grey Scale	16bit	16bit
Refresh Rate (Hz)	≥3840	≥3840
Cabinet Resolution (PX×PX)	256X192	240×180
Cabinet Max Consumption	≤75W	≤75W
Cabinet Average Power Consumption	25W	25W
Cabinet Size (MM×MM)	400X300	400×300
Cabinet Weight (Kg)	4.3	4.3

ADD: Building C, No.6 Tangwei Industrial Avenue, Fuyong Boulevard, BaoanDistrict, Shenzhen, Guangdong, China.

[TEL:0086-755-27889985](tel:0086-755-27889985)



Shenzhen TOPLED OPTC

Cabinet Thickness (MM)	85	85
Cabinet Material	Die-casting Aluminum	
Color(M)	>16.7	
Input Voltage (V)	AC 110V~220V +/-10%	
Refresh Frame Frequency (Hz)	≥60	
Protection Level	IP45	
Working Environment	Indoor	
Working Temperature(°C)	-20° -+65°	
Storage Humidity Range (RH)	40%~60%	
Life Span (H)	100,000	


576 X 576 Die-casting Alumni Series

CHARACTERISTICS

- ◆Gorgeous Picture: Non-reflective screen, which brings better viewing experience.
- ◆Perfect Image: Our products use special IC for LED which owns high refresh rate and achieves no shadows
- ◆Light Weight: The body uses aluminum profile stitching weighing 5-8kg, which is light and non- corrosive.
- ◆Elegant Appearance: We adopt CNC processing technique to produce standard module and cabinet which can easily do seamless assemble.
- ◆Standard Size: We use professional buckles and standard modular panels which can snap together easily.
- ◆Easy Setup : Back modules are made easier for connection.
- ◆Energy -saving: Our products get low energy cost and high efficiency.



Shenzhen TOPLED OPTOTECH CO., LTD



Display Effect comparing:

ADD: Building C, No.6 Tangwei Industrial Avenue, Fuyong Boulevard, BaoanDistrict, Shenzhen, Guangdong, China.

[TEL:0086-755-27889985](tel:0086-755-27889985)



Shenzhen TOPLED OPTOTECH CO., LTD



Adopt 100% true color, high contrast, more clear and bright

PARAMETER

Parameter	OUTOOR		
	P4	P4.8	P6
Pixel Pitch(MM)	4	4.8	6
Physical Density	62,500	43,402	27,777
LED Configuration	1RGB	1RGB	1RGB
LED type	SMD1921	SMD2727	SMD2727
Module Size(MM×MM)	192×192	192x192	192×192
Module Resolution(PX×PX)	48X48	40x40	32×32
Driving Mode	Constant Current Drive	Const Current Drive	Const Current Drive

ADD: Building C, No.6 Tangwei Industrial Avenue, Fuyong Boulevard, BaoanDistrict, Shenzhen, Guangdong, China.

[TEL:0086-755-27889985](tel:0086-755-27889985)



Shenzhen TOPLED OPTOTECH CO., LTD

Scanning Mode	1/8	1/10	1/4
Horizontal Viewing Angle(Deg)	140	140	140
Vertical Viewing Angle(Deg)	100	100	100
Brightness(CD/M ²)	5000-5800	5000-5500	5000-6000
Grey Scale	14bit	14bit	14bit
Refresh Rate (Hz)	≥1920	≥1920	≥1920
Cabinet Resolution (PX×PX)	144X144	120x120	96×96
Cabinet Max Consumption	260W	270W	288W
Cabinet Average Power Consumption	80W	90W	100W
Cabinet Size (MM×MM)	576X576	576X576	576×576
Cabinet Weight (Kg)	10	10	10
Cabinet Thickness (MM)	85	85	85
Cabinet Material	Die-casting Aluminum		
Color(M)	>16.7		
Input Voltage (V)	AC 110V~220V +/-10%		
Refresh Frame Frequency (Hz)	≥60		
Protection Level	IP65		
Working Environment	Outdoor		
Working Temperature(°C)	-20° -+65°		
Storage Humidity Range (RH)	40%~60%		
Life Span (H)	100,000		



Shenzhen TOPLED OPTOTECH CO., LTD


768 X 768 Die-casting Alumni Series

CHARACTERISTICS

- ◆Gorgeous Picture: Non-reflective screen, which brings better viewing experience.
- ◆Perfect Image: Our products use special IC for LED which owns high refresh rate and achieves no shadows
- ◆Light Weight: The body uses aluminum profile stitching weighing 5-8kg, which is light and non- corrosive.
- ◆Elegant Appearance: We adopt CNC processing technique to produce standard module and cabinet which can easily do seamless assemble.
- ◆Standard Size: We use professional buckles and standard modular panels which can snap together easily.
- ◆Easy Setup : Back modules are made easier for connection.
- ◆Energy -saving: Our products get low energy cost and high efficiency.



Shenzhen TOPLED OPTOTECH CO., LTD



Display Effect comparing:

ADD: Building C, No.6 Tangwei Industrial Avenue, Fuyong Boulevard, BaoanDistrict, Shenzhen, Guangdong, China.

[TEL:0086-755-27889985](tel:0086-755-27889985)



Shenzhen TOPLED OPTOTECH CO., LTD



Adopt 100% true color, high contrast, more clear and bright

PARAMETER

Parameter	OUTOOR		
	P4	P4.8	P6
Pixel Pitch(MM)	4	4.8	6
Physical Density	62,500	43,402	27,777
LED Configuration	1RGB	1RGB	1RGB
LED type	SMD1921	SMD2727	SMD2727
Module Size(MM×MM)	192×192	192x192	192×192
Module Resolution(PX×PX)	48X48	40x40	32×32
Driving Mode	Constant Current Drive	Const Current Drive	Const Current Drive

ADD: Building C, No.6 Tangwei Industrial Avenue, Fuyong Boulevard, BaoanDistrict, Shenzhen, Guangdong, China.

[TEL:0086-755-27889985](tel:0086-755-27889985)



Shenzhen TOPLED OPTOTECH CO., LTD

Scanning Mode	1/8	1/10	1/4
Horizontal Viewing Angle(Deg)	140	140	140
Vertical Viewing Angle(Deg)	100	100	100
Brightness(CD/M ²)	5000-5800	5000-5500	5000-6000
Grey Scale	14bit	14bit	14bit
Refresh Rate (Hz)	≥1920	≥1920	≥1920
Cabinet Resolution (PX×PX)	192X192	160x160	128×128
Cabinet Max Consumption	460W	470W	512W
Cabinet Average Power Consumption	150W	160W	170W
Cabinet Size (MM×MM)	768X768	768X768	768×768
Cabinet Weight (Kg)	13.5	14	13.5
Cabinet Thickness (MM)	95	95	95
Cabinet Material	Die-casting Aluminum		
Color(M)	>16.7		
Input Voltage (V)	AC 110V~220V +/-10%		
Refresh Frame Frequency (Hz)	≥60		
Protection Level	IP65		
Working Environment	Outdoor		
Working Temperature(°C)	-20° -+65°		
Storage Humidity Range (RH)	40%~60%		
Life Span (H)	100,000		



Shenzhen TOPLED OPTOTECH CO., LTD

640 X 640 Die-casting Alumni Series

CHARACTERISTICS

- ◆Gorgeous Picture: Non-reflective screen, which brings better viewing experience.
- ◆Perfect Image: Our products use special IC for LED which owns high refresh rate and achieves no shadows
- ◆Light Weight: The body uses aluminum profile stitching weighing 5-8kg, which is light and non- corrosive.
- ◆Elegant Appearance: We adopt CNC processing technique to produce standard module and cabinet which can easily do seamless assemble.
- ◆Standard Size: We use professional buckles and standard modular panels which can snap together easily.
- ◆Easy Setup : Back modules are made easier for connection.
- ◆Energy -saving: Our products get low energy cost and high efficiency.



Shenzhen TOPLED OPTOTECH CO., LTD



Display Effect comparing:

ADD: Building C, No.6 Tangwei Industrial Avenue, Fuyong Boulevard, BaoanDistrict, Shenzhen, Guangdong, China.

[TEL:0086-755-27889985](tel:0086-755-27889985)



Shenzhen TOPLED OPTOTECH CO., LTD



Adopt 100% true color, high contrast, more clear and bright

PARAMETER

Parameter	OUTOOR			
	PH5	PH6.67	PH8	PH10
Pixel Pitch(MM)	5	4.8	8	6
Physical Density	40,000	43,402	15,625	10,000
LED Configuration	1RGB	1RGB	1RGB	1RGB
LED type	SMD2121	SMD2727	SMD3535	SMD3535
Module Size(MM×MM)	320×160	320x160	320X160	320×160
Module Resolution(PX×PX)	64X32	40x40	40X20	32×16
Driving Mode	Constant	Const	Const	Const
	Current	Current Drive	Current Drive	Current Drive

ADD: Building C, No.6 Tangwei Industrial Avenue, Fuyong Boulevard, BaoanDistrict, Shenzhen, Guangdong, China.

[TEL:0086-755-27889985](tel:0086-755-27889985)



Shenzhen TOPLED OPTOTECH CO., LTD

	Drive			
Scanning Mode	1/8	1/6	1/3	1/2
Horizontal Viewing Angle(Deg)	140	140	140	140
Vertical Viewing Angle(Deg)	100	100	100	100
Brightness(CD/M ²)	5000-6000	5000-6000	5500-6500	5000-6500
Grey Scale	14bit	14bit	14bit	14bit
Refresh Rate (Hz)	≥1920	≥1920	≥1920	≥1920
Cabinet Resolution (PX×PX)	128X128	96x96	80x80	64×64
Cabinet Max Consumption	240W	280W	280W	360W
Cabinet Average Power Consumption	80W	90W	90W	120W
Cabinet Size (MM×MM)	64 0X640	640X640	640X640	640×640
Cabinet Weight (Kg)	11	10.85	11	10.25
Cabinet Thickness (MM)	95	95	95	95
Cabinet Material	Die-casting Aluminum			
Color(M)	>16.7			
Input Voltage (V)	AC 110V~220V +/-10%			
Refresh Frame Frequency (Hz)	≥60			
Protection Level	IP65			
Working Environment	Outdoor			
Working Temperature(°C)	-20° -+65°			
Storage Humidity Range (RH)	40%~60%			

ADD: Building C, No.6 Tangwei Industrial Avenue, Fuyong Boulevard, BaoanDistrict, Shenzhen, Guangdong, China.

[TEL:0086-755-27889985](tel:0086-755-27889985)



Shenzhen TOPLED OPTOTECH CO., LTD

Life Span (H)	100,000
---------------	---------

960 X 960 Die-casting Alumni Series

CHARACTERISTICS

- ◆Gorgeous Picture: Non-reflective screen, which brings better viewing experience.
- ◆Perfect Image: Our products use special IC for LED which owns high refresh rate and achieves no shadows
- ◆Light Weight: The body uses aluminum profile stitching weighing 5-8kg, which is light and non- corrosive.
- ◆Elegant Appearance: We adopt CNC processing technique to produce standard module and cabinet which can easily do seamless assemble.
- ◆Standard Size: We use professional buckles and standard modular panels which can snap together easily.
- ◆Easy Setup : Back modules are made easier for connection.
- ◆Energy -saving: Our products get low energy cost and high efficiency.



Shenzhen TOPLED OPTOTECH CO., LTD



ADD: Building C, No.6 Tangwei Industrial Avenue, Fuyong Boulevard, BaoanDistrict, Shenzhen, Guangdong, China.


[TEL:0086-755-27889985](tel:0086-755-27889985)



Shenzhen TOPLED OPTOTECH CO., LTD



Display Effect comparing:



ADD: Building C, No.6 Tangwei Industrial Avenue, Fuyong Boulevard, BaoanDistrict, Shenzhen, Guangdong, China.

[TEL:0086-755-27889985](tel:0086-755-27889985)



Shenzhen TOPLED OPTOTECH CO., LTD

Adopt 100% true color, high contrast, more clear and bright

PARAMETER

Parameter	OUTDOOR						
	PH4	PH4.8	PH5	PH6	PH6.67	PH8	PH10
Pixel Pitch(MM)	4	4.8	5	6	6.67	8	10
Physical Density	62,500	43,402	40,000	27,777	22,500	15,625	10,000
LED Configuration	1RGB	1RGB	1RGB	1RGB	1RGB	1RGB	1RGB
LED type	SMD1921	SMD2727	SMD2121	SMD2727	SMD2727	SMD3535	SMD3535
Module Size(MM×MM)	192×192	192x192	320X160	192X192	320x160	320X160	320×160
Module Resolution(PX×PX)	48X48	40x40	64X32	32X32	48x48	40X20	32×16
Driving Mode	Const Current Drive	Const Current Drive	Const Current Drive	Const Current Drive	Const Current Drive	Const Current Drive	Const Current Drive
Scanning Mode	1/8	1/10	1/8	1/4	1/6	1/3	1/2
Horizontal Viewing Angle(Deg)	140	140	140	140	140	140	140
Vertical Viewing Angle(Deg)	100	100	100	100	100	100	100
Brightness(CD/M ²)	5000-5800	5000-5500	5000-6000	5000-6000	5000-6000	5500-6500	5000-6500
Grey Scale	14bit	14bit	14bit	14bit	14bit	14bit	14bit
Refresh Rate (Hz)	≥1920	≥1920	≥1920	≥1920	≥1920	≥1920	≥1920
Cabinet Resolution (PX×PX)	240X240	200x200	192x192	160x160	144x144	120X120	96X96W
Cabinet Max Consumption	700W	540W	360W	800W	576W	630W	810W
Cabinet Average Power	230W	180W	110W	260W	190W	200W	267W

ADD: Building C, No.6 Tangwei Industrial Avenue, Fuyong Boulevard, BaoanDistrict, Shenzhen, Guangdong, China.

[TEL:0086-755-27889985](tel:0086-755-27889985)



Shenzhen TOPLED OPTOTECH CO., LTD

Consumption								
Cabinet Size (MM×MM)	960X960	960X960	960X960	960X960	960X960	960X960	960X960	960×960
Cabinet Weight (Kg)	20	19.5	21	21	21	21	21	21.5
Cabinet Thickness (MM)	95	95	95	95	95	95	95	95
Cabinet Material	Die-casting Aluminum							
Color(M)	>16.7							
Input Voltage (V)	AC 110V~220V +/-10%							
Refresh Frame Frequency (Hz)	≥60							
Protection Level	IP65							
Working Environment	Outdoor							
Working Temperature(°C)	-20° -+65°							
Storage Humidity Range (RH)	40%~60%							
Life Span (H)	100,000							

APPLICATION

- ◆ Indoor and outdoor Small Pitch Led Display has the ability to play monitor videos and graphic information in real time. So it can be widely used in Watch Command centers such as transportation, electricity, water conservancy, security, military conferences, city management, radio and television industries etc.





Shenzhen TOPLED OPTOTECH CO., LTD

Projects



ADD: Building C, No.6 Tangwei Industrial Avenue, Fuyong Boulevard, BaoanDistrict, Shenzhen, Guangdong, China.

[TEL:0086-755-27889985](tel:0086-755-27889985)



Shenzhen TOPLED OPTOTECH CO., LTD



ADD: Building C, No.6 Tangwei Industrial Avenue, Fuyong Boulevard, BaoanDistrict, Shenzhen, Guangdong, China.

[TEL:0086-755-27889985](tel:0086-755-27889985)



Shenzhen TOPLED OPTOTECH CO., LTD

Welcome to inquiries if interested, thanks.

ShenZhen TOPLED(JiuSheng) Optotech CO.,LTD
Oversea Marketing Department

Stephanie Peng

Tel: 0086755 27889985

Mobile Phone: 0086-180 9899 2369

Email: stephanie.peng@cntopleds.com

Skype: stephanie.peng_2

Website: www.cntopleds.com

Alibaba: <http://topleds.en.alibaba.com/>

Address: Building C, No.6 Tangwei Industrial Avenue, Fuyong Boulevard, Baoan District, Shenzhen, Guangdong, China.

TOPLED 九晟